



Brian Sandoval
Governor



Richard Whitley
Director

State of Nevada
Department of Health and Human Services

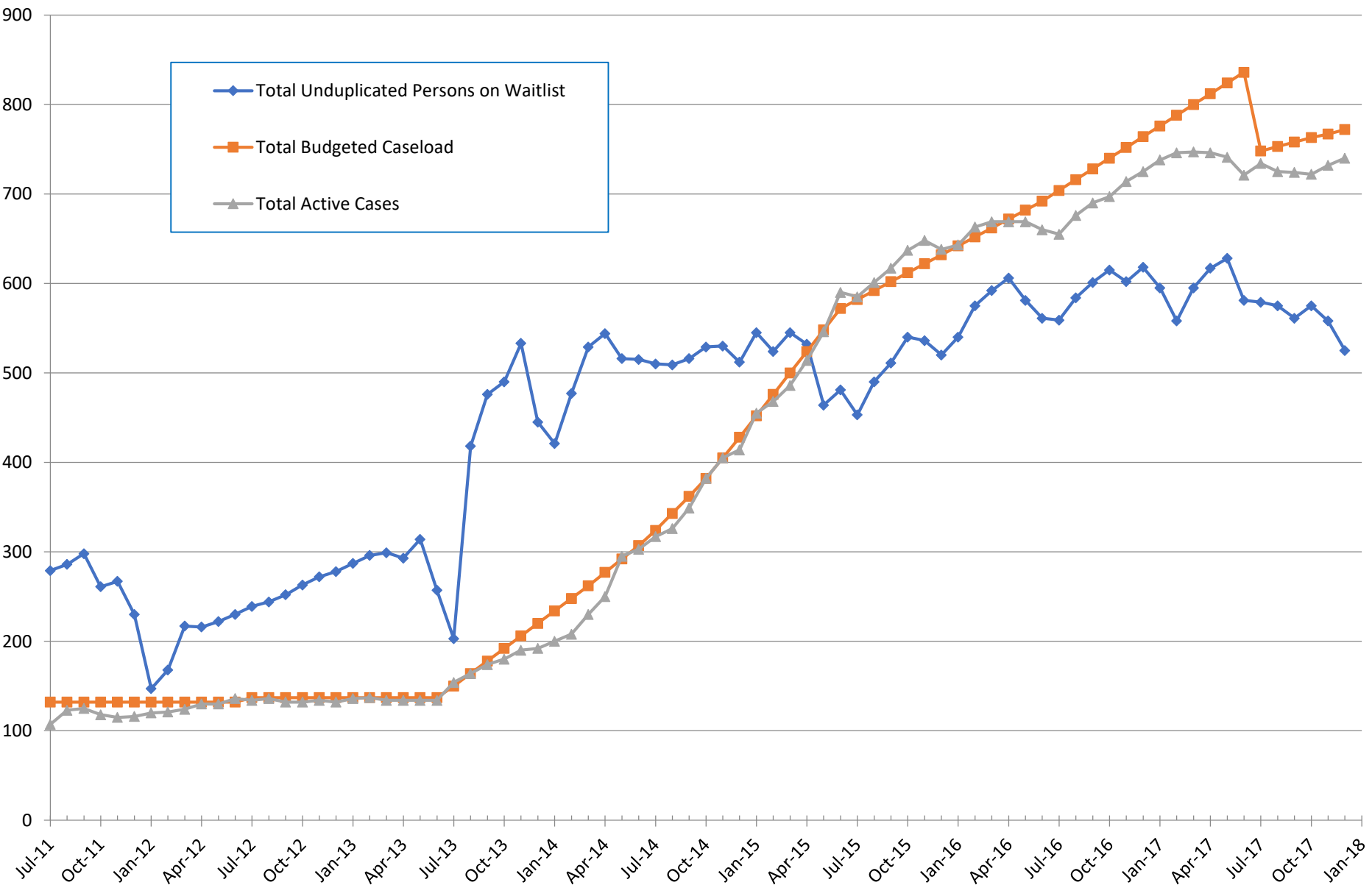
Aging and Disability Services Division
Autism Treatment Assistance Program (ATAP)
Brook Adie HPM 3
02/01/2018



ATAP

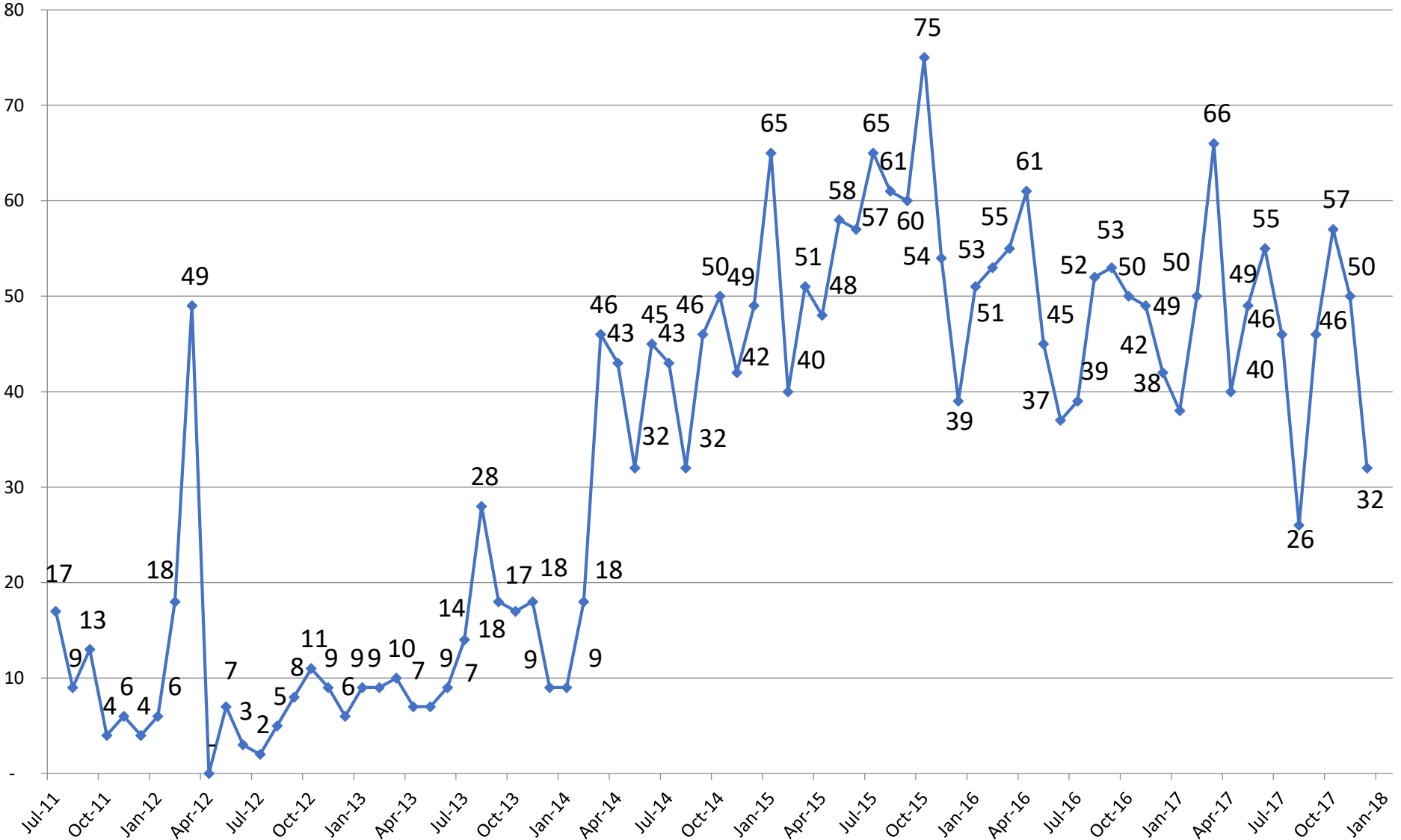
- December Monthly caseload to date (12/31/17)
 - 32 new applications
 - 21 new children received services
 - 740 active children, average age: 8
 - 525 total children waiting, average age: 7
 - Average wait time: 384 days

ATAP Caseload Growth



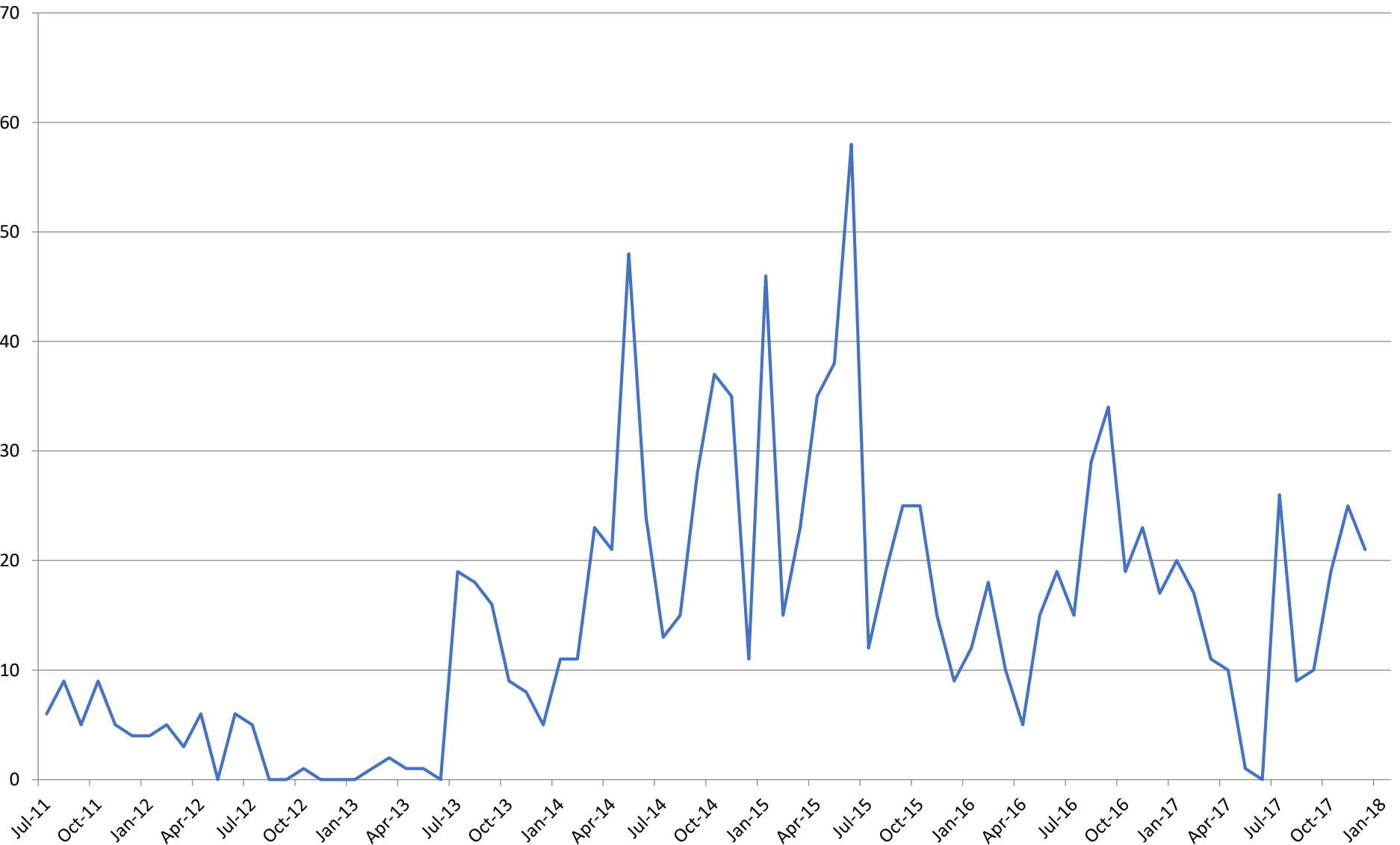
Referrals to date

New Applications



New Cases

Children placed in Active status



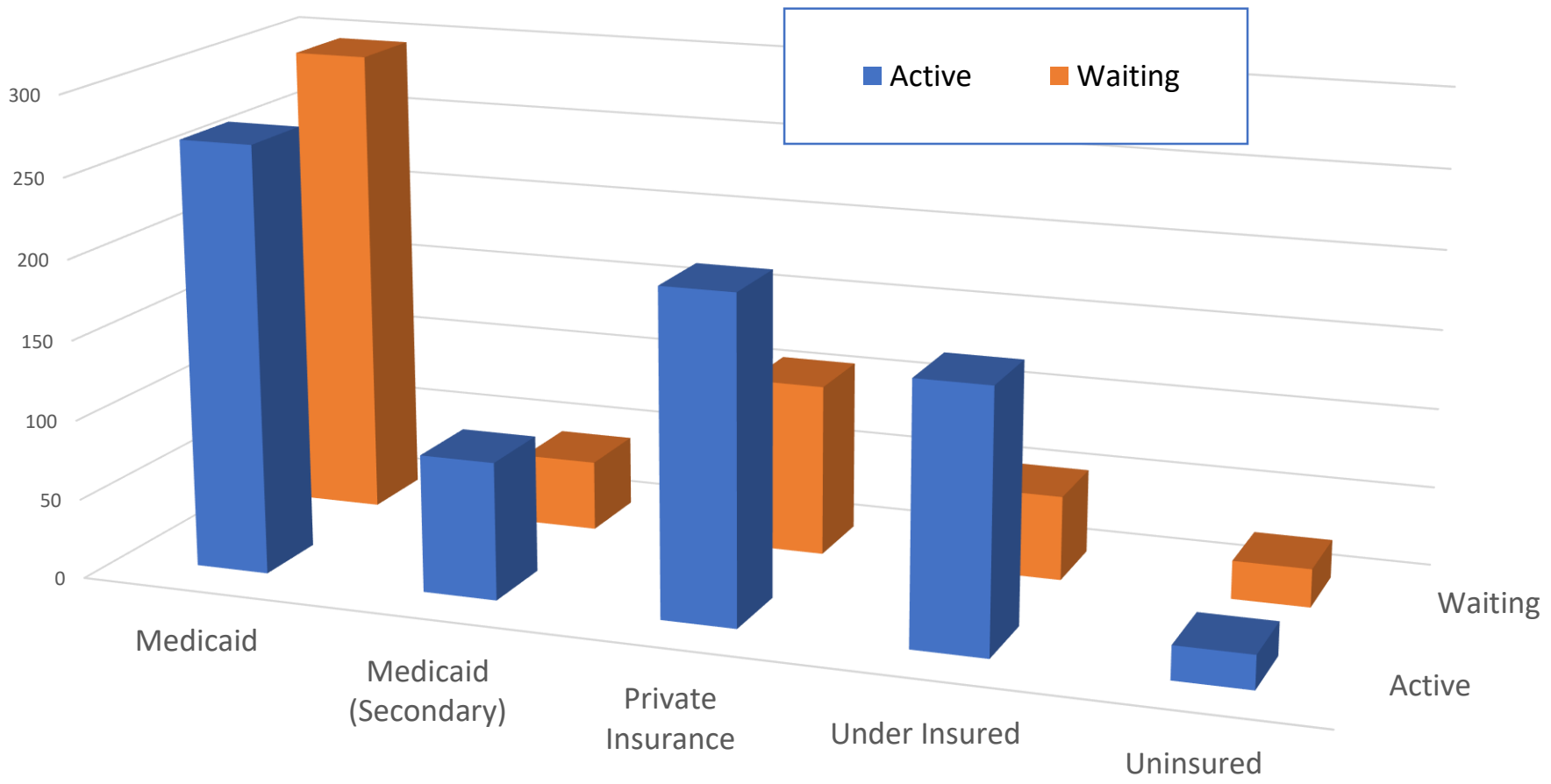
Waiting Children by Age

Age	Comprehensive	Insurance	Social Skills	Basic	Extensive	Undetermined	Grand Total
1 Year old		1				1	2
2 Years old	12	8				23	43
3 Years old	36	34			1	20	91
4 Years old	41	15		1		8	65
5 Years old	23	21				15	59
6 Years old	28	16				7	51
7 Years old	19	8			1	9	37
8 Years old	11	3			6	5	25
9 Years old	1	2			15	5	23
10 Years old		5			19	6	30
11 Years old	1	7			9	1	18
12 Years old		6	1		20	2	29
13 Years old		4		1	10	4	19
14 Years old		1	1		8	1	11
15 Years old		2		1	3		6
16 Years old				2	2	1	5
17 Years old				1	6	2	9
18 Years old					1	1	2
Grand Total	172	133	2	6	101	111	525

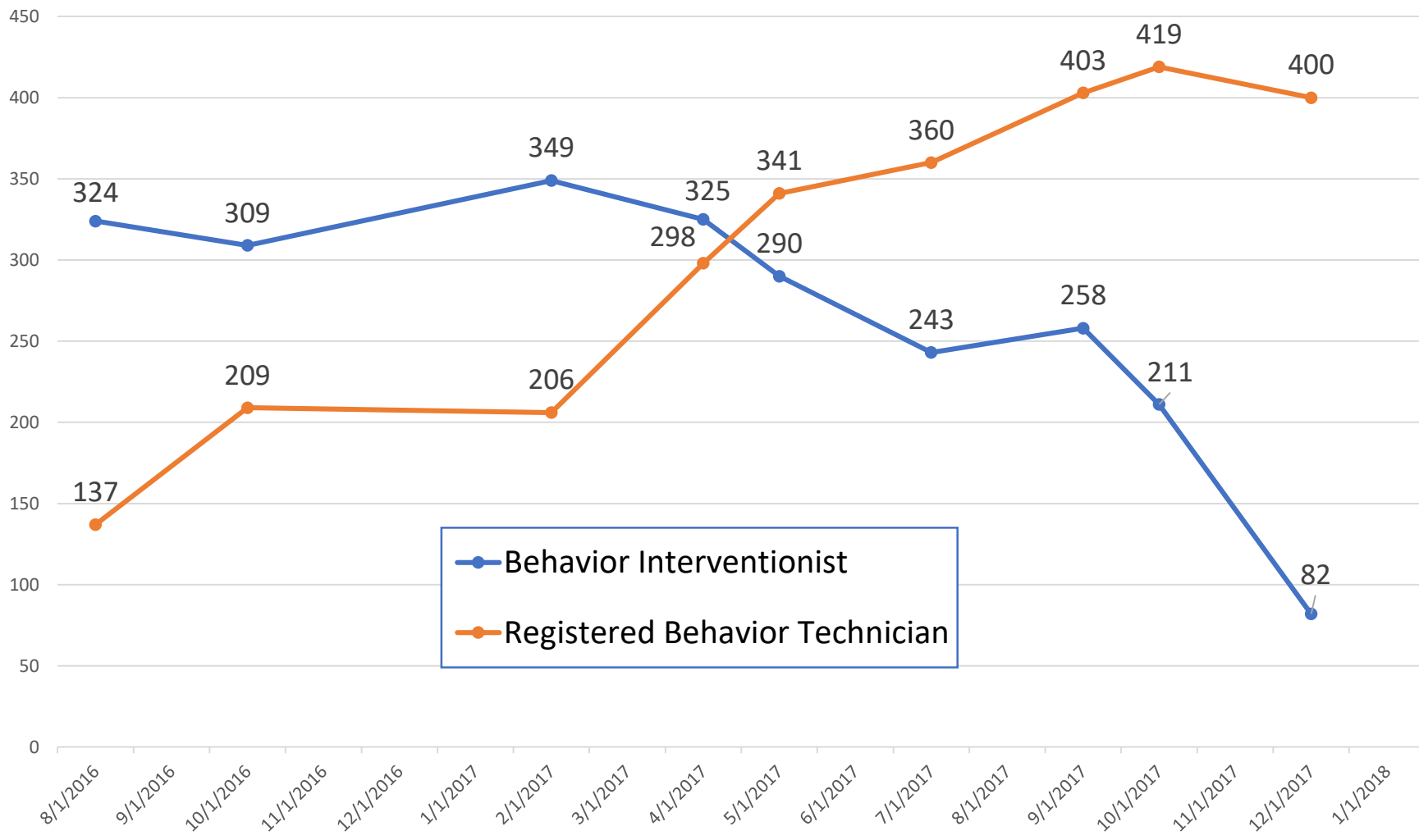
Active Children by Age

Age	Comprehensive	Insurance	Social Skills	Basic	Extensive	Therapeutic	Transition	SVC Coord	Grand Total
1 Year old	1								1
2 Years old	10	2							12
3 Years old	22	26		1					49
4 Years old	37	26		1	2		1		67
5 Years old	40	26		1	6	2			75
6 Years old	43	28			5			1	77
7 Years old	33	15			6				54
8 Years old	39	25	1		10			1	76
9 Years old	18	16	2	4	14	1	1	1	57
10 Years old	17	23	2	4	17		1		64
11 Years old	4	11	2	4	29		1		51
12 Years old	3	7	2	6	13				31
13 Years old	5	11	2	9	17				44
14 Years old		9	1	4	9				23
15 Years old	3	10	3	4	10				30
16 Years old		2	1	1	6				10
17 Years old	1	2	1	3	3				10
18 Years old		4		1	1				6
19 Years old		3							3
Grand Total	276	246	17	43	148	3	4	3	740

Insurance Coverage Availability



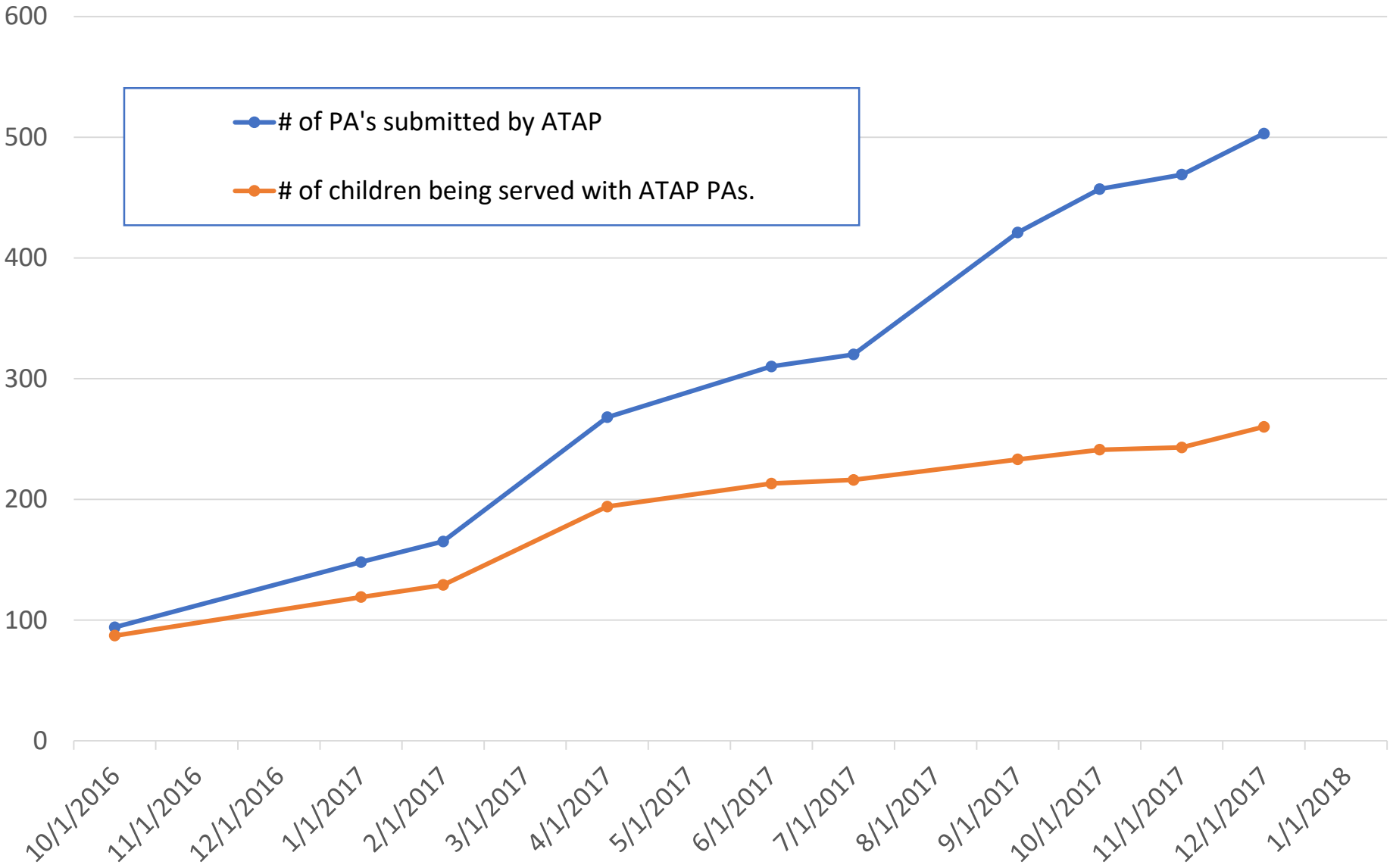
Interventionist to RBT changes



Medicaid Status Update

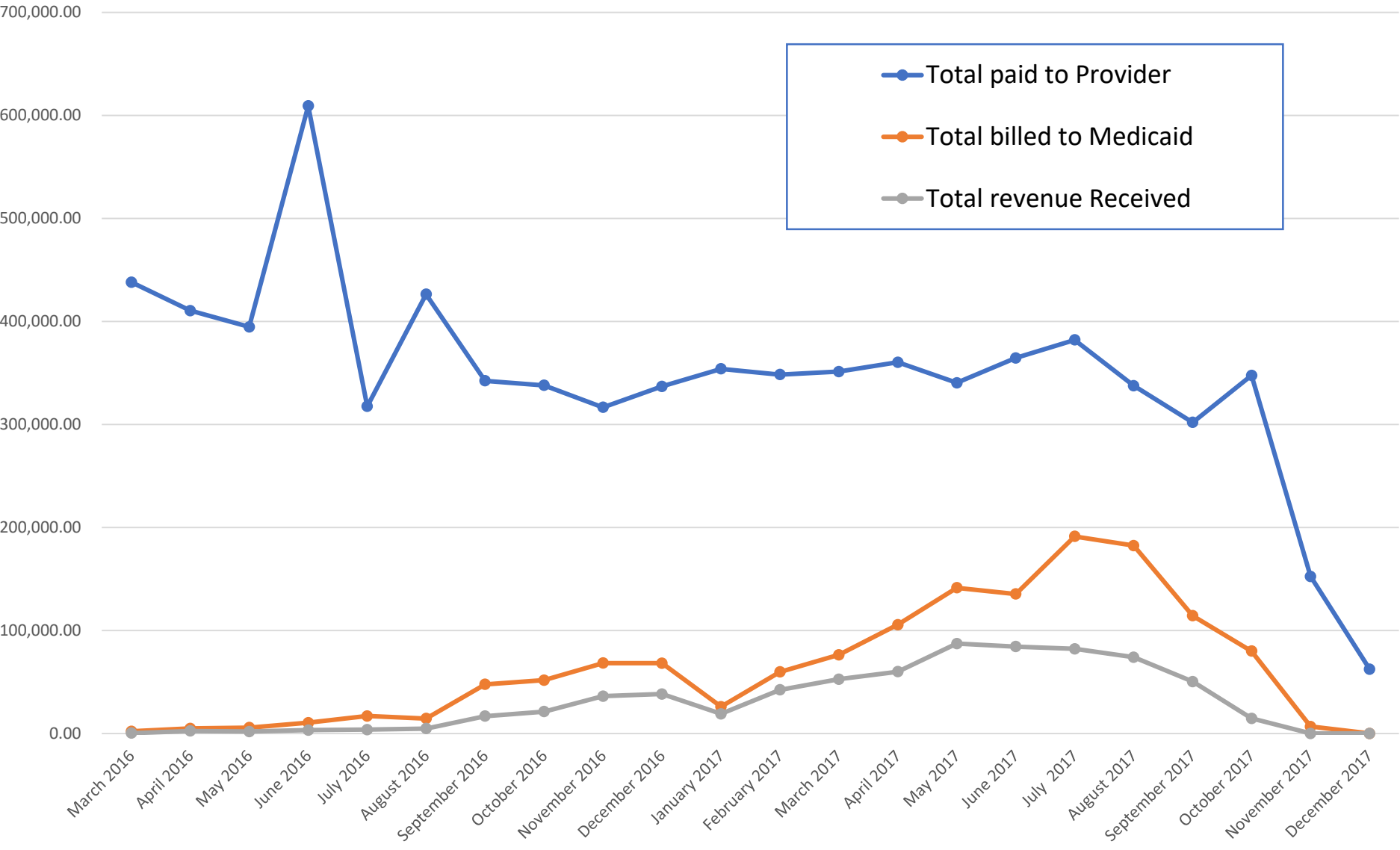
- Total number of Medicaid Active = 354 Children
 - Medicaid FFS (including Katie Beckett & Nevada Check Up) = 297
 - 86 children are listed as Medicaid being Secondary Insurance
 - Managed Care Organizations = 57
 - 17 Amerigroup
 - 36 Health Plan of Nevada
 - 4 Silversummit
- 16 children receiving Medicaid are receiving services with a Non-Medicaid Provider
- To date there have been 503 Prior Authorizations (PA) submitted to Medicaid for 260 children

Medicaid Status Update cont'd



Medicaid Status Update cont'd

Medicaid Provider Payments/Receivables



Medicaid Status Update cont'd

Current denial descriptions

- Referring NPI is Required and has not been submitted
- Referring Provider cannot be a group provider
- Billing provider not eligible on DOS
- Rendering provider is not certified to perform procedure
- No pricing segment is on file
- Referring NPI not on File
- Servicing provider not member of group
- Servicing provider not eligible on DOS
- NPI/API not on file
- Service denied because payment already made for same/similar procedure within set time frame.
- Service denied because payment already made for same/similar procedure within set time frame.
- Missing/incomplete/invalid group practice information
- Consult plan benefit documents/guidelines for information about restrictions for this service
- Missing/incomplete/invalid referring provider primary identifier
- Procedures for billing with group/referring/performing providers were not followed
- Procedure code or procedure rate count cannot be determined, or was not on file, for the date of service/provider
- This provider is not authorized to receive payment for the service(s)
- This provider type/provider specialty may not bill this service
- Services not covered
- Enrolled in HMO
- Recipient in plan that provider is not
- Health care policy coverage is primary

Questions – Comments

Brook A. Adie MS, LSW

775-687-0555

baadie@adsd.nv.gov